



Tools, equipment & consumables for track works

E2-06/2013



www.geismar.com



Summary

CHAPTER 1 *Hand tools* **OMV**

	Pages		Pages
• Hand wrenches	2 to 3	• Picks	10
• Augers brace	4	• Adzing howels	11
• Rail slewing & swivelling bars	5 to 6	• Hammers	12
• Rail & sleeper tongs	7	• Handles	4, 8 to 13
• Ballast forks / Ballast ploughs	8	• Brooms	13
• Ballast shovels	9	• Saws	13

CHAPTER 2 *Accessories & consumables* **ACM**

	Pages
• Sockets for coachscrewing & fishbolt fastening machines	16 to 18
• Hand augers & reamers	19
• Machine augers & reamers	20 to 21
• Drill bits	22 to 23
• Blades	24
• Grindstones/Abrasive cutting discs	25 to 26
• Vibratory blades & tips	27 to 34

CHAPTER 3 *Equipment for track works* **MTV - EMB**

	Pages
• Jacks (lifting & tamping)	36 to 37
• Rail lifting levers	38
• Rail pullers	39
• Switch launching rollers, rail shoe pullers, rollers	40
• Track gauge maintaining tie bars	41
• "C" clamps	41
• Various equipment for track works (<i>Hand operated ratchet drill, hand operated coachscrewing machine, hand operated sleeper banding machine, tool case</i>)	42
• Measured shovel packing	43
• Equipment for marshalling yards & sidings	44 to 45

CHAPTER 4 *Equipment for personal safety* **AVS - SSP**

	Pages
• Warning devices	48
• Visual signalling	49

CHAPTER 5 *Index*

	Pages
• Index of equipment	52 to 55
• Index of models	56 to 59



Tools, equipment & consumables for track works

CHAPTER

1

Hand tools

- Hand wrenches
- Augers brace
- Rail slewing & swivelling bars
- Rail & sleeper tongs
- Ballast forks / Ballast ploughs
- Ballast shovels
- Picks
- Adzing howels
- Hammers
- Handles
- Brooms
- Saws



www.geismar.com

Wrenches



OMV 116 - Socket T-wrench

For coachscrew and clipbolt tightening and untightening.
Made from carbon steel, hardened head.

Height	T-handle length	Weight
≈ 0.7 m	600 mm	≈ 5 kg

Code	Dimensions
------	------------

For square headed coachscrews

N05193	16 mm
N00143	18 mm
N00144	19 mm
N00145	20 mm
N00146	21 mm
N00147	23 mm
N00148	27 mm
N05757	28 mm

For rectangular headed coachscrews

N00149	21 x 28 mm - S49
N00150	22 x 30 mm - S50
N04786	24 x 28 mm

For clipbolts with hexagonal nuts

N00152	30 mm	across flats
N00153	32 mm	
N00154	33 mm	
N00155	34 mm	
N00156	35 mm	
N00157	36 mm	
N00158	38 mm	
N00159	39 mm	
N00160	40 mm	
N00161	41 mm	
N00162	42 mm	

For other dimensions and models, please apply to us



OMV 128 - Fishbolt ratchet wrench

For fishbolt tightening
With two arms
To be used with removable sockets for hexagonal nuts.

Code	Weight
N00274	≈ 8.5 kg without socket

► SOCKETS

See sockets for coachscrewing machines, hexagonal head, pin fastening
See page 13





Wrenches

OMV 155 - Adjustable wrench

Straight handle



Code	Head characteristics	Length	Opening	Weight
N00275	For bolts, nuts, square and hexagonal coachscrews	450 mm	55 mm	≈ 2 kg

OMV 117 - Single end fishbolt wrench

For tightening and untightening of fishbolts (with hexagonal nuts) made from carbon steel, hardened head.

Code	Dimensions
------	------------

Short model: length 350 mm.

Weight: ≈ 1.5 kg
With conical end to facilitate centering of fishbolt holes with rail holes.

N00163	30 mm	across flats
N00164	32 mm	
N00165	34 mm	
N00166	35 mm	
N00167	38 mm	
N00168	40 mm	
N00169	42 mm	
N00170	43 mm	



Long model: length 600 mm.

Weight: ≈ 2 kg

N00175	27 mm	across flats
N00176	30 mm	
N00177	32 mm	
N00178	34 mm	
N00179	35 mm	
N00180	36 mm	
N00181	38 mm	
N02505	39 mm	
N00182	40 mm	
N00183	42 mm	
N00184	44 mm	

For other dimensions and models, please apply to us

Augers brace

OMV 124 - Auger brace

Square shank
Made from steel with ashwood handle

Code	Weight
N01776	≈ 3 kg



OMV 178 - Auger handle

Ashwood handle



Code	Characteristics	Length	Weight
N00725	Cylindrical type Ø 25 mm for eyed shank auger	500 mm	≈ 0.13 kg
N00726	Elongated type with centre hole for flat shank auger		≈ 0.40 kg

Shanks:

Square end shank for auger brace



Flat end shank for auger handle



Eyed shank for auger handle



Comment: Line up pictures

(See hand augers page 19)

Rail slewing & swivelling bars

OMV 112 - Slewing bars

Slewing bar with ball and point ends



Slewing bar with point and chisel ends



Slewing bar with point ends



Code	Characteristics	Length	Weight
N00977	Slewing bar with ball and point ends	1 800 mm	14 kg
N00979	Slewing bar with point and chisel ends	1 500 mm	8 kg
N00983	Slewing bar with point ends		5.5 kg

OMV 113 - Pinch-bar



Code	Characteristics	Length	Weight
N00980	Light duty	1 500 mm	7.3 kg
N00981	Heavy duty		9.2 kg

OMV 114 - Swivelling bar

Code	Length	Weight
N00975	1 000 mm	5.8 kg



OMV 115 - Rail turning bar

Code	Length	Weight
N00974	1 100 mm	6.2 kg



OMV 100 - Pinch bar clamp

Code	Length	Weight
N04777	1 500 mm	7.3 kg



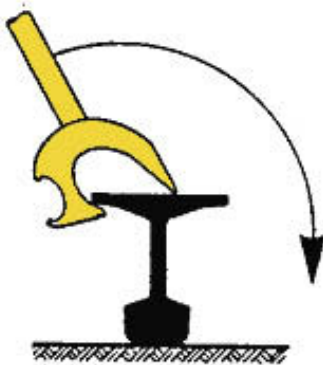
THESE ITEMS ARE MADE FROM CARBON STEEL WITH HARDENED POINTS OR ENDS

Rail slewing & swivelling bars

OMV 119 - Universal rail turner

Ends made from high-tensile forged steel

Code	Length	Weight
N00982	1 330 mm	6.8 kg



Rail & sleeper tongs

OMV 120 - Rail carrying tongs

Hardened jaws

Code	Characteristics	Weight
N01743	For flat bottom rails	9.5 kg



Code	Characteristics	Weight
N01744	For grooved rails	10.3 kg



Sleeper carrying tong

Hardened jaws

OMV 121

Code	Characteristics	Weight
N01746	For concrete sleepers	9.5 kg



OMV 122

Code	Characteristics	Weight
N01745	For wooden sleepers	5.5 kg



Ballast forks / ballast ploughs

OMV 111 - Ballast fork with 9 prongs

Made from steel, hardened prongs.

Socket type.

Code	Ø	Weight
N02726	Round eye 40 mm	≈ 1.8 kg



OMV 172 - Curved ashwood handle

For ballast fork and rimmed ballast shovel



Code	Ø	Length	Weight
N00722	Round eye 40 mm	1 350 mm	0.70 kg

OMV 118 - Ballast plough with 5 prongs

Forged steel mounting.

Made from steel, 5 hardened prongs.

With chain

Code	Weight
N01899	8.3 kg



OMV 173 - Straight ashwood plough handle



Code	Length	Weight
N00724	1 350 mm	1 kg

Ballast shovels



OMV 109 - Ballast shovel, swan neck type

High tensile steel, hardened round mouth
Thickness: 18/10th mm

Code	Ø	Dimensions	Weight
N00973	Round eye 40 mm	27 x 31 cm	1.2 to 2 kg
N00969		29 x 29 cm	
N00970		31 x 31 cm	
N00971		33 x 33 cm	



OMV 171 - Straight ashwood shovel handle

For swan neck ballast shovel



Code	Ø	Length	Weight
N00721	Round eye 40 mm	1 100 mm	0.70 kg

OMV 110 - Ballast shovel, rimmed type

High tensile steel, hardened round mouth
Thickness: 18/10th mm

Code	Ø	Dimensions	Weight
N00967	Round eye 40 mm	28 x 30 cm	1.3 kg
N00968		30 x 32 cm	1.4 kg



OMV 172 - Curved ashwood handle

For ballast fork and rimmed ballast shovel



Code	Ø	Length	Weight
N00722	Round eye 40 mm	1 350 mm	0.70 kg



Ballaster's pickaxe

OMV 105 ► PICK AND CHISEL ENDS

Code	Ø	Length	Weight
N00994	Round eye 50 mm	700 mm	≈ 4 kg

(Without handle, see straight handle [N00719](#))



Tamping pick

OMV 106 ► BEATER AND LAUREL LEAF

Code	Ø	Length	Weight
N00995	Round eye 50 mm	600 mm	3.8 kg

(without handle, see straight handle [N00719](#))



OMV 107 ► BEATER AND PICK

Code	Oval eye	Length	Weight
N00997	64 x 40 mm	560 mm	≈ 3 kg

(without handle, see straight handle [N00720](#))



OMV 108 - Double pickaxe

Code	Ø	Length	Weight
N00996	Round eye 50 mm	620 mm	≈ 4 kg

(without handle, see straight handle [N00719](#))



OMV 177 - Ashwood pickaxe handle




Code	Characteristics	Length	Weight
N00719	Round ashwood handle Ø 50 mm for tamping pick (N00994 , N00995 , N00996)	900 mm	0.60 kg
N00720	Oval ashwood handle 64x46 mm for tamping pick (N00997)	1 000 mm	0.90 kg

Adzing howels

OMV 103 - Adzing howels

Made from carbon steel
Hardened adzing edge



Code	Characteristics	Ø	Weight
N00400	One adzing edge 60 mm wide on one end - One square face on the other end	Round eye 40 mm	≈ 1.6 kg
N00401	One adzing edge 80 mm wide on one end - One square face on the other end		≈ 1.6 kg
N00402	One adzing edge 100 mm wide on one end - One square face on the other end		≈ 1.8 kg

OMV 176 - Ashwood adzing howel handle



Code	Ø	Length	Weight
N00723	Round eye 40 mm	700 mm	0.60 kg

ALL OUR PICKAXES AND ADZING HOWELS ARE MADE FROM SPECIAL CARBON STEEL

Hammers



OMV 101 - Sledge hammer, double head

Made from special carbon steel
Oval eye

Code	Weight
N00699	≈ 5 kg



OMV 102 - Rail chisel

Made from special carbon steel.
Oval eye
hardened face and chisel.

Code	Weight
N01747	≈ 1.9 kg



OMV 104 - Hammer for driving keys

Made from special carbon steel.
Oval eye

Code	Weight
N00276	≈ 3.5 kg



OMV 174 - Hickory handle for sledge hammer or hammer for driving keys

For oval eye



Code	Characteristics	Length	Weight
N00717	Straight hickory handle for sledge hammer or hammer for driving keys	1 000 mm	0.85 kg
N00718	Ashwood handle for rail chisel		

OMV 164 - Mallet for C.W.R. destressing

Cast steel support.
Fitted with hickory handle.
High impact strength plastic interchangeable face ends

Code	Weight
N00708	≈ 4.6 kg

Hickory handle for mallet:

Code	Weight
N03967	1 kg

Interchangeable plastic face:

Code	Weight
N03704	0.5 kg



Saws / brooms



Hand saw

OMV 126 - Bow hand saw

Steel bow – Wooden handle
Fitted with a 500 mm long blade
6 teeth per cm

Code	Weight
N01139	≈ 3.6 kg



ACM 141 ► « SILVER RAIL » BLADE

Made of high-speed steel (HSS)

Code	Length	Width	Thickness
N01154	500 mm	16 mm	0.8 mm

OMV 165 - Sleeper adzing saw 2 handles

Code	Weight
N01140	≈ 1.1 kg

ACM 141 ► BLADE FOR SLEEPER ADZING SAW

Made of high-speed steel (HSS)

Code	Length
N01155	350 mm



OMV 166 - Metal frame sleeper saw

Code	Weight
N01141	≈ 0.9 kg

ACM 141 ► BLADE FOR SLEEPER SAW

Made of high-speed steel (HSS)

Code	Length
N01143	750 mm



OMV 123 - Snow broom

Code	Characteristics
N01904	Round eye



OMV 179 - Snow broom handle

Code	Ø	Length	Weight
N03218	round eye 25 mm	1 300 mm	0.29 kg



A series of horizontal dotted lines for writing notes, spanning the width of the page. A vertical orange line is positioned on the left side of the page, and a horizontal orange line is positioned above the dotted lines.



Tools, equipment & consumables for track works

CHAPTER

2

Accessories & consumables

- **Sockets for coachscrewing & fishbolt fastening machines**
- **Hand augers & reamers**
- **Machine augers & reamers**
- **Drill bits**
- **Blades**
- **Grindstones/Abrasive cutting discs**
- **Vibratory blades & tips**



www.geismar.com

Sockets

ACM 150 - Socket for coachscrewing & fishbolt fastening machines

square drive 23 mm

- Made of case-hardened and tempered nickel chrome steel alloy.
- **Pin fastening** or **Ball fastening** or **mixed fastening**.
- Ball fastening device to be fitted on the coachscrewing machine, for socket quick fastening.

► 4 SIDED SOCKETS FOR SQUARE COACHSCREWS OR NUTS

Code	Dimensions	Fastening
N03920	18 mm	mixed
N00084	19 mm	
N00085	20 mm	
N00086	21 mm	
N03975	22 mm	
N00087	23 mm	
N03921	23 mm	mixed, long series
N03871	24 mm	mixed
N00088	27 mm	

For other dimensions and models, please apply to us



► 8 SIDED SOCKETS FOR HEXAGONAL NUT BOLTS

Code	Dimensions	Fastening
N00091	26 mm	mixed
N04567	28 mm	
N00092	30 mm	
N03721	32 mm	
N00093	33 mm	
N00094	34 mm	
N00095	35 mm	mixed, long series (see following page)
N04204	35 mm	
N00106	36 mm	mixed
N00096	36 mm	
N00097	37 mm	
N00098	38 mm	mixed, long series (see following page)
N03836	38 mm	
N00099	39 mm	mixed
N04202	39 mm	mixed, long series (see following page)
N00100	40 mm	mixed
N00101	41 mm	
N00102	42 mm	
N00103	44 mm	
N03799	50 mm	

For other dimensions and models, please apply to us





Sockets

► OCTOGONAL SOCKETS FOR SQUARE COACHSCREWS OR SQUARE NUT BOLTS

Code	Dimensions	Fastening
N00074	22.22 mm 7/8"	ball
N04277	23 mm	mixed
N04613	26.98 mm 1.1/16"	
N00041	26.98 mm 1.1/16"	pin
N04776	28.57 mm 1.1/8"	mixed
N00045	31.74 mm 1.1/4"	pin
N00046	33.33 mm 1.5/16"	
N00048	34.92 mm 1.3/8"	
N00107	38.09 mm 1.1/2"	mixed
N04741	42.86 mm 1.11/16"	

For other dimensions and models, please apply to us



► SOCKETS FOR RECTANGULAR COACHSCREWS

Code	Dimensions	Fastening
N01969	19 x 26 mm	mixed
N02411	20 x 24 mm	
N00089	21 x 28 mm, S49	
N01970	22 x 30 mm, S50	pin
N00012	22 x 30 mm, S50	
N04698	24 x 28 mm	mixed

For other dimensions and models, please apply to us



► SOCKETS FOR SQUARE COACHSCREWS S.L

Code	Dimensions	Fastening
N03921	23 mm	mixed
N04717	27 mm	

For other dimensions and models, please apply to us

► SOCKETS FOR SQUARE COACHSCREWS D.C

Code	Dimensions	Fastening
N03920	18 mm	mixed
N04593	20 mm	
N04683	18 mm	

For other dimensions and models, please apply to us

► HEXAGONAL SOCKETS S.L FOR NUTS

Code	Dimensions	Fastening
N04204	35 mm	mixed
N00106	36 mm	
N03836	38 mm	
N04202	39 mm	

For other dimensions and models, please apply to us



► SPECIAL SOCKET FOR COACHSCREWING MACHINE

Code	Dimensions
N04266	share 23 mm and hexagonal 38 mm

For other dimensions and models, please apply to us



Sockets

ACM 151 - Sockets for fishbolt fastening machines square drive 1" (25.4 mm)

► SOCKETS FOR SQUARE COACHSCREWS OR NUTS

Code	Dimensions	Fastening
N03829	19 mm	mixed
N03472	20 mm	
N03478	21 mm	
N04477	22 mm	
N03485	23 mm	
N03471	24 mm	
N03480	25 mm	
N04691	28.57 mm	
N04692	31.75 mm	
N04868	32 mm	
N03479	36 mm	
N04867	38 mm	
N03481	40 mm	
N04715	41.27 1.5/8" mm	
N04869	42 mm	



For other dimensions and models, please apply to us

► SOCKETS FOR RECTANGULAR COACHSCREWS

Code	Dimensions	Fastening
N04628	19 x 26 mm	mixed
N02776	21 x 28 mm	



For other dimensions and models, please apply to us

► 6 SIDED SOCKETS

Code	Dimensions	Fastening
N04238	27 mm	mixed
N04866	32 mm	
N03483	35 mm	
N04360	36 mm	
N03484	38 mm	
N02778	39 mm	
N03486	40 mm	
N04478	41 mm	
N03487	42 mm	
N03482	43 mm	
N05430	44 mm	
N04871	45 mm	

For other dimensions and models, please apply to us



► 8 SIDED SOCKETS

Code	Dimensions	Fastening
N05478	22.2 mm 7/8"	mixed
N05452	33.33 mm 1. 5/16"	
N05453	34.92 mm 1. 3/8"	
N05454	36.51 mm 1. 7/16"	
N03488	38.09 mm 1. 1/2"	
N05476	38.09 mm 1. 1/2" SL	
N05455	39.68 mm 1. 9/16"	
N05400	41.27 mm 1. 5/8" SL	
N05402	41.27 mm 1. 5/8"	
N05414	44.45 mm 1. 3/4"	
N05401	46.03 mm 1. 13/16"	
N05409	46.03 mm 1. 13/16" SL	
N05413	47.62 mm 1. 7/8" SL	
N05456	47.62 mm 1. 7/8"	
N05411	50.80 mm 2" SL	
N05412	50.80 mm 2"	
N05477	53.97 mm 2. 1/7" SL	
N05457	55.56 mm 2. 3/16"	
N05415	57.15 mm 2. 1/4"	
N05458	60.32 mm 2. 3/8"	
N05459	63.50 mm 2. 1/2"	

For other dimensions and models, please apply to us

Hand augers & reamers

Cylindrical hand auger

Made from treated carbon steel

ACM 138 ▶ SINGLE FLUTE

Code	∅	Length
Square shank		400 mm
N00781	14 mm	
N00783	16 mm	
N00784	16 mm	With 1 tracelet
N00786	18 mm	
N00787	18 mm	
N00788	20 mm	
N00789	22 mm	

Code	∅	Length
Flat shank		400 mm
N00790	14 mm	
N00791	14 mm	
N00793	16 mm	
N00794	16 mm	
N00798	20 mm	With 1 tracelet

Code	∅	Length
Eyed shank		600 mm
N05403	14 mm	
N03195	16 mm	
N03698	18 mm	
N04295	19 mm	
N03199	20 mm	
N04122	24 mm	
N00807	50 mm	

For other dimensions and models, please apply to us


ACM 139 ▶ DOUBLE FLUTE

Code	∅	Length
Square shank		400 mm
N00840	14 mm	
N00841	16 mm	
N00843	20 mm	

Code	∅	Length
Flat shank		600 mm
N00849	14 mm	

Code	∅	Length
Eyed shank		
N00845	14 mm	500 mm
N05392	17.5 mm	
N00847	18 mm	600 mm

For other dimensions and models, please apply to us




ACM 140 - Reamed hand augers

Made from treated carbon steel

▶ SINGLE FLUTE

Code	∅	Length
Square shank		400 mm
N00808	14/18 mm	
N00811	18/22 mm	
N00812	18/25 mm	

For other dimensions and models, please apply to us



ACM 142 - Truncated hand reamer

Made from treated carbon steel

Code	∅	Length
Flat shank		400 mm
N00870	14/18 mm	

For other dimensions and models, please apply to us



Machine augers

For wooden sleeper drilling.

Made from hardened carbon steel for use on worksite machines :
drilling-adzing machines...

► CYLINDRICAL AUGERS

ACM 132 ► SINGLE FLUTE

Code	Ø	Length
Graffenstaden shank		300 mm
N00760	14 mm	
N00761	15 mm	
N00762	16 mm	
N00763	17 mm	
N00764	17.5 mm	
N00765	18 mm	
N00766	19 mm	
N00767	20 mm	
N00768	22 mm	
N02782	23 mm	
N00769	25 mm	

For other dimensions and models, please apply to us



ACM 133 ► DOUBLE FLUTE

Code	Ø	Length
Graffenstaden shank		300 mm
N00818	12 mm	
N00819	13 mm	
N00820	14 mm	
N02899	15 mm	
N00821	16 mm	
N02799	17 mm	
N00822	17.5 mm	
N00823	18 mm	
N08211	19 mm	
N00826	20 mm	
N00827	22 mm	

For other dimensions and models, please apply to us



► REAMED AUGERS

ACM 134 ► SINGLE FLUTE

Code	Ø	Length
Graffenstaden shank		265 mm
N00772	14/18 mm	
N00773	14/20 mm	
N00774	14/22 mm	
N00775	16/20 mm	
N00776	16/22 mm	
N01988	17/23 mm	
N00777	18/22 mm	
N00779	18/25 mm	

For other dimensions and models, please apply to us

**ACM 135** ► DOUBLE FLUTE

Code	Ø	Length
Graffenstaden shank		265 mm
N00831	14/18 mm	
N00833	16/20 mm	
N00834	16/22 mm	
N00835	18/22 mm	

For other dimensions and models, please apply to us

**ACM 143 - Truncated reamer**

Hardened carbon steel

► Graffenstaden shank

Code	Ø	Length
N03104	15/23 mm	190 mm
N00865	16/23 mm	
N00866	18/25 mm	

For other dimensions and models, please apply to us

Other shanks on request

Drill bits



ACM 145 - Drill bits for rail drilling

► HIGH SPEED STEEL (HSS), **MT.3** shank, ≈ 226 mm long

Code	Ø	Particularities
N00332	23 mm	
N00333	24 mm	
N00334	25 mm	
N00335	26 mm	
N00336	28 mm	
N00337	29 mm	
N00338	30 mm	
N00339	31 mm	
N00340	32 mm	
N00341	33 mm	
N04242	34 mm	
N00342	35 mm	
N04623	36 mm	
N03827	36 mm	CM.4 - longueur 270 mm
N00343	3/4"	19.05 mm
N00344	7/8"	22.22 mm
N00345	15/16"	23.81 mm
N00346	1"	25.40 mm
N00347	1. 1/16"	26.99 mm
N00348	1. 1/8"	28.57 mm
N00349	1. 3/16"	30.16 mm
N00350	1. 1/4"	31.75 mm
N00351	1. 3/8"	34.92 mm
N01954	1. 1/2"	CM.4 - Length 265 mm - 38,09 mm

For other dimensions and models, please apply to us



► COBALT STEEL (HSS-E), **MT.3** shank, ≈ 226 mm long

Code	Ø
N01966	20 mm
N00353	23 mm
N00354	24 mm
N00355	25 mm
N00356	26 mm
N00357	28 mm
N00358	30 mm
N00359	32 mm
N00360	33 mm

For other dimensions and models, please apply to us



ACM 152 ► REDUCER SLEEVE FOR MORSE TAPERED SHANK

Code	Particularities	Length
N00362	MT.3/ MT.1	
N00363	Reducer sleeve for Morse tapered shank	
N00364	MT.4/ MT.2	
N00365	MT.4/ MT.3	
N00366	Drill bit extension piece	215 mm





Drill bits

ACM 147 - Carbide bits holder

for rail drilling machines type PRUL and PRH

Comprising two 4-way carbide plates, 2 fastening screws, 1 gasket and 1 tightening wrench.

Code	Ø	Code	Ø
N04418	19 mm	N04928	28 mm
N04552	20 mm	N04930	29 mm
N05331	21 mm	N04931	30 mm
N04419	22 mm	N04933	31 mm
N04420	23 mm	N04935	32 mm
N04421	24 mm	N04936	33 mm
N04922	25 mm	N04938	34 mm
N04924	26 mm	N04940	35 mm
N04926	27 mm	N04941	36 mm

For other dimensions and models, please apply to us



Carbide plate

For carbide plate holder from 19 to 24 mm:


Code

N04354

For carbide plate holder from 25 to 36 mm:

Code

N04821



ACM 148 - Hollow drill bit

for rail drilling machine type PR1

With Ø 19.05 mm Weldon shank

Code	Ø
N05443	14 mm
N05114	19 mm
N05444	20 mm
N05216	22 mm
N05198	23 mm
N05284	24 mm
N05281	25 mm

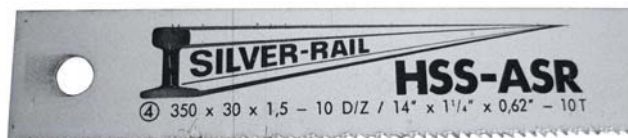


Code	Ø
N05123	26 mm
N05384	28 mm
N05106	30 mm
N05177	32 mm
N05136	33 mm
N05115	36 mm
N05107	1" ½ - 38.09 mm

For other dimensions and models, please apply to us



ACM 146 - Saw machine blades



N01147

► "SILVER RAIL" BLADE FOR RAIL SAWING MACHINE

Code	Dimensions	Particularities
N01147	350 x 30 x 1.50 mm	High speed steel (HSS), 4 teeth per cm.
N01148	400 x 30 x 1.50 mm	
N01149	450 x 30 x 1.50 mm	

For other dimensions and models, please apply to us

ACM 141 - Blade for hand sawing



N01154



N01155



N01143

► BLADE FOR HAND SAWING

Code	Blade	Length	Particularities	saws code
N01154	- "Silver Rail" blade for hand rail saw	500 mm	6 teeth per cm	N01139
N01155	- for sleeper adzing saw	350 mm		N01140
N01143	- for sleeper saw	750 mm		N01141

For other dimensions and models, please apply to us



ACM 181 - Flat grinding wheel type 1

For straight tool-holder

Code	Dimensions	Particularities
N04493	Ø 150 x 25 x 16 mm	reinforced 9000 tr/min, for GMSL
N00741	Ø 200 x 25 x 18 mm	for straight tool-holder
N00742	Ø 230 x 20 x 16 mm	EMM - EMP - EMH

For other dimensions and models, please apply to us



ACM 182 - Depressed centre grindstone type 27 reinforced

For gap slotting machine (**MJ 18**) and portable grinder (**PHG 2**)

For right angle tool-holder.

Code	Dimensions	Particularities
N00728	Ø 230 x 3,2 x 22,2 mm	for MJ18 - PHG 2
N00729	Ø 230 x 4,8 x 22,2 mm	
N00730	Ø 230 x 6,4 x 22,2 mm	For right angle tool-holder EMX - EMM - EMP - PHG 2
N03929	Ø 150 x 3 x 22,2 mm	for PHG1 or GMSL
N03476	Ø 150 x 6 x 22,2 mm	

For other dimensions and models, please apply to us



ACM 183 - Straight cup grindstone type 6

For rail profile grinding machine (models **MP**).

For rail corrugation grinding machine (**MOD 12**).

For right angle tool-holder

Code	Dimensions	Particularities
N00731	Ø 80 x 72 - Ecrou 5/8"	for MP5 - MP12 - MOD12
N00732	Ø 115 x 50 - Ecrou 5/8"	for right angle tool-holder EMX - EMH
N02780	Ø 125 x 65 - Ecrou M20	
N00737	Ø 150 x 65 - Ecrou 5/8"	for MP5 - MP12 - MOD12 and for right angle tool-holder EMX



Straight cup grindstone type 6 assembled on steel basin

N02789	Ø 150 x 55 - M20 nut for MAS 150
--------	---

For other dimensions and models, please apply to us

ACM 184 - Recessed grinding wheel with countersunk Nuts type 36

For rail profile grinding machine (models **MP5 - MP12 - MP23**).

For rail corrugation grinding machine (**MOD 12**).

For right angle tool-holder

Code	Dimensions
N00734	Ø 150 x 72 - 4 M8 holes
N00738	Ø 150 x 65 - 6 M8 holes

For other dimensions and models, please apply to us





Accessories & consumables
Grindstones
Abrasive cutting discs

ACM 185 - Cup grindstone type 9

For frog point and check grinding machine (MC2 - MC3)

Code	Dimensions	Particularities
N00740	Ø 254 x 32 x 25.4	Single sided recess
N04248	Ø 254 x 32 x 76.2	Double sided recess
N01952	Ø 254 x 40 x 76.2	

For other dimensions and models, please apply to us



ACM 187 - Special grindstone – grooved rail

For frog point and check grinding machine (MC2 - MC3)

Code	Dimensions	Particularities
N04264	Ø 254 x 32 x 76.2	Double sided recess - rounded profile

For other dimensions and models, please apply to us



ACM 186 - Special grindstone

For rail web and fishing table grinding machine (MS9)

Code	Dimensions
N00744	Ø 135 x 75 x 25.4
N00745	Ø 135 x 90 x 25.4
N00746	Ø 135 x 95 x 25.4

For other dimensions and models, please apply to us



ACM 188 - Abrasive wheel

To eliminate the rust and the mill scale on rails.

Code	Dimensions	Particularities
N03242	Ø 203 x 25.4 x 25.4 mm	For DK3 (foresee 2-wheel by machine)
N03474	Ø 150 x 25.4 x 16 mm	For PHG1 - GMSL

For other dimensions and models, please apply to us



ACM 190 - Abrasive discs for rail cutting

With textile reinforced armature

Code	Dimensions	Particularities
N00749	Ø 300 x 3.5 x 22.2 mm	For MTX300 - MTX40 - MT40
N00751	Ø 300 x 3.5 x 25.4 mm	
N02420	Ø 350 x 4 x 22.2 mm	For MTX350 - MTX45 - MT45 - MTZ350
N06036	Ø 350 x 4 x 25.4 mm	
N06042	Ø 350 x 4 x 25.4 mm	For hard rails - MTX350 - MTX45 - MT45 - MTZ350
N06050	Ø 400 x 4.5 x 25.4 mm	For MTX400 - MTX50 - MTZ400

For other dimensions and models, please apply to us





Vibratory blades & tips

ACM 191 - Mounted blades with tip for 70 Hz tamper

► N°358 for ballast stones 40 mm and above

Code	Type
N03621	Right



Code	Composed of
N01852	1 blade
N01860	1 tip
N01876	3 rivets



Code	Type
N03622	Left



Code	Composed of
N01852	1 blade
N01859	1 tip
N01876	3 rivets





ACM 191 - Mounted blades with tip for 70 Hz tamper

► N°367, slight lifting in very compact ballast conditions

Code	Type
N03625	Right



Code	Composed of
N01853	1 blade
N01864	1 tip
N01876	3 rivets



Code	Type
N03626	Left



Code	Composed of
N01853	1 blade
N01863	1 tip
N01876	3 rivets





Vibratory blades & tips

ACM 191 - Mounted blades with tip for 70 Hz tamper

► N°372 – 3-TEETH for tamping in ballast with 40 mm stones and above or in non-crushed ballast

Code	Type		Code	Composed of	
N03629	3-teeth		N01852	1 blade	
			N01867	1 tip	
			N01876	3 rivets	






► N°374 – 4-TEETH for tamping in non-crushed gravel and sand

Code	Type		Code	Composed of	
N03630	4-teeth		N01855	1 blade	
			N01868	1 tip	
			N01876	3 rivets	



ACM 191 - Mounted blades with tip for 70 Hz tamper

► N°377 – 3-TIP for sleeper bed demolition

Code	Type		Code	Composed of	
N03631	3-tip		N01856	1 blade	
			N01873	1 plate	
			N01869	3 tips	
			N01874	2 bolts	

► N°40157 – 4-TEETH for BLH 10 / BLH 20 ballast tampers

Code	Type		Code	Composed of	
N03632	4-teeth		N01852	1 blade	
			N01870	1 tip	
			N01876	3 rivets	



Vibratory blades & tips

ACM 193 - Mounted blades with tip for 50 Hz tamper

Code	Type
N04707	Right



Code	Composed of
N04709	1 blade
N01860	1 tip
N01876	3 rivets



Code	Type
N04708	Left



Code	Composed of
N04709	1 blade
N01859	1 tip
N01876	3 rivets





ACM 192 - Blades for 70 Hz tamper

Code	Type	
N01852	N° 355	
N01855	N° 375	
N01853	N° 368	
N01856	N° 378	
N01854	N° 370	

ACM 194 - Blades for 50 Hz tamper

Code	Type	
N04709	N° 36227	

ACM 195 - Tips

► N°359

Code	Type
N01859	Left



Code	Type
N01860	Right



► N°364

Code	Type
N01863	Left



Code	Type
N01864	Right



► N°371

Code	Type
N01865	Left



Code	Type
N01866	Right



► N°373 - 3-TEETH

Code	Type
N01867	N° 373 - 3-teeth



► N°376 - 4-TEETH

Code	Type
N01868	N° 376 - 4-teeth



► N°379

Code	Type
N01869	N° 379



► N°40064 - 4-TEETH

Code	Type
N01870	N° 40064 - 4-teeth





Vibratory blades & tips

ACM 196 - Auxillary equipment for blades & tips

Code	Type
N01851	N° 351 for 70 Hz tamper
N04710	Reinforcing blade N° 36228 for 50 Hz tamper
N01873	Fixing plate N° 380
N01874	Blades fixing bolt N° 381
N01875	Blades fixing bolt N° 352
N01876	Tips fixing rivet N° 357





CHAPTER

3

Equipment for track works

- **Jacks (lifting & tamping)**
- **Rail lifting levers**
- **Rail pullers**
- **Switch launching rollers, Rail shoe pullers, rollers**
- **Track gauge maintaining tie bars**
- **"C" clamps**
- **Various equipment for track works** (Hand operated ratchet drill, Hand operated coachscrewing machine, hand operated sleeper banding machine, tool case)
- **Measured shovel packing**
- **Equipment for marshalling yards & sidings**



www.geismar.com

Jacks



LG59 - Rail lifting jacks with rising rack bar

With safety handle.

Code & Characteristics		
	5 t	10 t
Double gearing	<i>N00300</i>	<i>N00301</i>
Capacity	50 kN	100 kN
	≈ 5 t	≈ 10 t
Lifting stroke	400 mm	825 mm
Weight	42 kg	77 kg
Dimensions	830 x 340 x 170 mm	1 300 x 360 x 270 mm
Safety handle	<i>N01098</i>	<i>N01069</i>



FM85 / 63 - Rail lifting jacks with rising frame

With safety handle.

Code & Characteristics		
	FM85	FM63
	Double gearing	Simple gearing
	<i>N05683</i>	<i>N00307</i>
Capacity	50 kN	20 kN
	≈ 5 t	≈ 2 t
Lifting stroke	320 mm	160 mm
Weight	26.5 kg	15 kg
Dimensions	620 x 320 x 220 mm	540 x 270 x 180 mm



All working parts of our jacks are made of heat treated hardened steel.

CRV96 - Screw mechanical jack

Code	Lifting capacity	Lifting stroke
<i>N03673</i>	5000 daN 5 t	150 mm

Without operating lever nor handle

Handle:

Code
N03675

T-operating lever:

Code
N03674



Jacks



AL74 - Tamping jack

- 32-tooth ratchet wheel.
- Operating lever.
- Aluminium sole plate for **AL74**.

Code	Characteristics	
N03645	Jack without lever	
	Capacity	50 kN ≈ 5 t
	Lifting stroke	200 mm
	Weight of jack without lever	21 kg
	Weight of lever	2.4 kg
	Dimensions without slewing shoe	620 x 175 x 220 mm
	Dimensions with slewing shoe	700 x 175 x 270 mm
H44843	Lightweight operating lever	
N02059	Without lever without slewing shoe nor fastening spindle	



OPTIONAL:

Slewing shoe and fastening spindle

Code

N00314



Code

N00316



Weight

3.3 kg

All working parts of our jacks are made of heat treated hardened steel.

CH65 - Hydraulic jack for lifting and slewing

- Operating lever.
- Slewing shoe.
- Does not infringe the track.
- Carrying handle.

Code	Characteristics		
N00310		On roller	On head
	Capacity	50 kN ≈ 5 t	70 kN ≈ 7 t
	Lifting stroke	150 mm	115 mm
	Safety valve released at	55 - 60 kN ≈ 5.5 - 6 t	75 - 80 kN ≈ 7.5 - 8 t
	Maximum slewing stroke	50 mm	
	Weight of jack without lever	25 kg	
	Weight of lever	2.2 kg	
	Weight of slewing shoe	3.9 kg	
	Dimensions without slewing shoe	480 x 175 x 250 mm	
	Dimensions with slewing shoe	570 x 175 x 250 mm	



OMV 163 - Rail lifting levers

For lifting of flat bottom rails with sole plate.

Lifting stroke depending on the rail type 18 to 25 mm nominal stroke

750 daN Lifting Lever with locking position

Code	Characteristics	Weight
H39342	Single gripping device	14.6 kg
H39341	Single gripping device (SNCF type)	13.7 kg
H26682	Double gripping device	18 kg



Single gripping device



Double gripping device

Standard models for UIC 60, S52 and S54 rail sections (other types on request)

Rails pullers

MTV 129 - Fishplated rail joint adjusting device

Fixing to the rails through 2 fishplate holes and clamping with pins and safety catches. Operating handle.

Code	Characteristics	
N00242	Capacity	30 kN
		≈ 3 t
	Lifting stroke	200 mm
	Weight of device	10.5 kg
	Weight of handle	6.5 kg
	Dimensions of device	420 x 170 x 80 mm
	Dimensions of handle	1 180 mm
Ø 30 mm		



ATR 6 MC - Rail puller for long rails

Designed to bring together two rails on the same line, the ends of which are apart up to several metres. One of the two rails is fixed to allow the free rail to be pulled. Each of them is fitted with a clamp.

Code	Characteristics	
H21819	Force	60 kN (6 t)



The winch fastened to the clamp fitted to the fixed rail is connected by a chain to the clamp fitted to the free rail.

By moving one of the clamp and repeating the operation both rails are brought to the distance required.

► RAIL CLAMP:

Code

H01058



Other hydraulically operated devices are also available.

Rails pullers



MTV 131 - Switch launching roller

- Designed to move switches perpendicularly to the track by running on auxiliary rails.
- For any rail section.
- With brackets and keys provided with chain.
- Roller parallel or transverse to the rail.
- Welded steel construction.
- Two flanged roller Ø 170 mm set on ball bearing.



Code	Characteristics	Weight
N00373	Force 50 kN (5 t)	≈ 26.6 kg

MTV 136 - Rail pulling shoe

Code	Weight
N03843	≈ 42.2 kg



MTV 130 - Rail pulling roller

Steel sole plate used as handle.

Code	Load capacity	Dimensions	Ø Roller	Weight
N01012	1 000 kg	400 x 200 mm	114 mm	≈ 16.50 kg



MTV 149 - Rail guide rollers

For CWR rail destressing sites.

► HORIZONTAL RAIL GUIDE ROLLER

According to rail laying drawing

Dimensions	Weight
220 x 130 x 30 mm	≈ 0.6 kg

► According to rail laying drawing

Dimensions	Weight
210 x 155 x 65 mm	≈ 1.650 g





Rails pullers

MTV 283 - Track gauge maintaining tie bar

Code	Track type
N01738	For metric track gauge (1 000 up to 1 067 mm)
N01739	For standard and wide track gauge
H57060	For standard and wide track gauge for switch (1 435 up to 1 668 mm)

Forces	
Pushing operation	Pulling operation
2 200 daN	5 000 daN

Weight
12.8 to 19 kg

According to track gauge

Tie bar in two parts electrically insulated or not.

- Two rail gripping devices to push or pull the rail.
- Track gauge adjustment by rotating the central part by using a bar (not supplied).



Emergency fishplating "C" clamps

Quick and easy setting-up on rails with or without fishplate holes. Total locking obtained by a steel elastic thrust on one side and on the other side by a toothed crown located at the end of the tightening screw.

► UNIVERSAL SCREW MODEL WITH LOCKING DEVICE

For any rail section up to **60 kg/m**.

Code	Weight	For speed up to
H75865	≈ 11.5 kg	160 km/h



► COUNTER NUT SCREW BLOCKING MODEL.

Suitable for rails up to **49 kg/m**.

Code	Weight	For speed up to
N01912	≈ 8.7 kg	120 km/h



► TIGHTENING C

Two parts model
For rail up to **60 kg/m**.

Code	For speed up to
N04020	140 km/h



► TIGHTENING C FOR SLAB TRACK

Two parts model
For any rail section up to **60 kg/m**.

Weight	For speed up to
≈ 12.7 kg	160 km/h

According to rail laying drawing





Equipment for track works
**Various equipment
 for track works**

MTV 127 - Hand operated ratchet drill with rail clamp

Right-hand rotation – Made from special steel.

Code	Length
N03648	500 mm

► MORSE TAPERED SHANK MT3 DRILL BITS.

Weight
≈ 4.4 kg

► RAIL CLAMP

Screw device. Suitable for any rail foot.

Weight
≈ 14.3 kg



MTV 282 - Hand operated coachscrewing machine SO

Code	Dimensions	Weight
N02055	1 500 x 600 x 450 mm	30 kg



FFT - Hand operated sleeper banding machine

Code
N00328

Designed to restretch the steel bands already installed and to fix new bands in track. Bands fastened by means of a buckle, a wedge and a clip.



Consumables:

MTV 137 ► STEEL BANDS COMPLETE WITH FASTENING ARRANGEMENT

Code	Usual lengths
N00329	90 cm
N00330	100 cm
N00331	110 cm



MTV 288 - Tool case

Code	Dimensions	Weight
N01909	1 800 x 800 x 900 mm	105 kg



Measured shovel packing

MTV 209 - Set of 4 dansometers

Designed to measure the height of the void under the sleeper by means of a sliding ring in contact with the sleeper.

Collapsible tripod to make transport easier.

With carrying case

Code	Dimensions	Weight
N03649	260 x 160 x 345 mm	≈ 15 kg



MTV 265 - Measuring shovel (two-blade)

Wall on which are arranged three rows of holes to indicate four measures equivalent to 5, 10, 15 and 20 mm track raising (for 1 435 mm track gauge).

Code	Dimensions	Weight
N00255	200 x 137 x 84 mm	≈ 1.4 kg



MTV 266 - Measured packing shovel (two-blade)

Designed to introduce stone chips below the sleeper by reciprocating backward/forward movement of the spring blades.

Code	Dimensions	Weight
N00259	1 140 x 280 x 180 mm	≈ 5.2 kg





EMB 285 - Points locking bolt

Designed for switch blade locking.
 Thread trapezoidal.



Code	Thread trapezoidal	Opening	Weight
N00266	TR 36 x 2	150 mm	≈ 5.7 kg
N02132	TR 36 x 6	150 mm	≈ 5.5 kg

EMB 301 - Brake shoe with fixed shoe

Sole plate made from nickel chromium steel. SNCF design.
 Sole plate inner width: 70 mm.

► FOR FLAT BOTTOM RAILS:

Code	Model	Weight
N01134	Without handle	≈ 5.7 kg
N01138	With handle	≈ 9.2 kg

► FOR GROOVED RAILS:

On request



EMB 310 - Wagon mover with pivoting handle

Double joint.
 Enables work outside track centre line.

Code	Weight
N00952	17.5 kg



EMB 320 - Set of rerailing ramps

For axle wagons.
 Maximum opening: 80 mm.

Code	Weight
N01121	168 kg





EMB 330 - Wagon uncoupling bar

Code	Length	Weight
N00954	2.70 m	≈ 5 kg



EMB 309 - Anti drift wooden wedge block with steel stiffener including orientable flag

Code	Weight
N03215	≈ 3 kg



A series of horizontal dotted lines for writing notes, spanning the width of the page. A solid orange vertical line is on the left side, and a solid orange horizontal line is at the top, meeting the word "notes".



Tools, equipment & consumables for track works

CHAPTER

4

Equipment for personal safety

- **Warning devices**
- **Visual signalling**



www.geismar.com



Warning devices

AVS 1 - Single tone portable warning device

Code	Sound level at 5 m	Frequency
N00187	108 - 110 dB A.	380 Hz (sol 3rd octave)

► FOOT PUMP

Air flow
0.5 l per stroke

► AIR PRESSURE VESSEL WITH PRESSURE GAUGE AND SAFETY VALUE (valve calibrated at 8 bar).

Weight in working order	Working pressure	Air capacity
≈ 14 kg	6 bar	7 l



AVS 2 - Dual tone warning device, wheel-barrow mounted

Code	Sound level at 5 m	Frequency
H17180	115 dB A	387 Hz et 307 Hz (G and E 3rd octave)

► HAND PUMP

Air flow
0.640 l per stroke

► AIR PRESSURE VESSEL WITH PRESSURE GAUGE AND SAFETY VALUE (valve calibrated at 8 bar).

Weight in working order	Working pressure	Air capacity
≈ 26 kg	0.5 à 8 bar	9.9 l



Both trumpets are alternately operated. If necessary, one of them can be directly operated by the pump.

AVS 3 - Call horn

Code	Ø	Length	Weight
N00188	135 mm	340 mm	≈ 0.2 kg



AVS 4 - Warning devices – case type

Code	Sound level	Weight
N05153	115 dB A (up to 300 sounds per charge)	1 kg

► RECHARGEABLE WITH ANY SOURCE OF COMPRESSED AIR





SSP 120 - Draught board

With point to be driven into the ground.

Code	Weight
N00317	≈ 5 kg

With rail fastening device.

Code	Weight
N00318	≈ 6.2 kg



SSP 121 - Signal flags

With wooden staff

Code	Colour	Length	Weight
N00319	Red	900 mm	≈ 0.2 kg
N00320	Yellow		
N00321	Blue		
N00322	Green		



SSP 125 - Emergency and work lamp

Code


N03981

Reflector head swivels vertically by 120°

- With 1 red signal filter
- With xenon main bulb
- With integrate battery charger
- Power supply 230 V / 50 Hz (other on request)
- With carrying strap and wall bracket

► SIGNAL FILTER FOR WORK LAMP:

Code	Colour
N03982	Red
N03983	Green
N04675	Colorless
N04544	Orange





Tools, equipment & consumables for track works

CHAPTER

5

Index

- **Index of equipment**
- **Index of models**



www.geismar.com

A series of horizontal dotted lines for writing notes, spanning the width of the page. A solid orange vertical line is positioned on the left side of the page, and a solid orange horizontal line is positioned at the top, intersecting the word "notes".



Index of equipment

	Models	Pages
A		
Abrasive wheel	ACM 188	26
Abrasive discs for rail cutting	ACM 190	26
Adzing howels	OMV 103	11
Ashwood adzing howel handle	OMV 176	11
Ashwood pickaxe handle	OMV 177	10
Cylindrical hand Auger:		
<i>Single flute</i>	ACM 138	19
<i>Double flute</i>	ACM 139	19
Auger brace	OMV 124	4
Auger handle	OMV 178	4
Augers machine:		
<i>Single flute</i>	ACM 132	20
<i>Double flute</i>	ACM 133	20
Reamed Augers:		
<i>Single flute</i>	ACM 134	21
<i>Double flute</i>	ACM 135	21
Reamed hand Augers	ACM 140	19
Auxillary equipment for blades and tips	ACM 196	34
B		
Ballast fork (with 9 prongs)	OMV 111	8
Ballast plough (with 5 prongs)	OMV 118	8
Ballast shovel, swan neck type	OMV 109	9
Ballast shovel, rimmed type	OMV 110	9
Ballaster's pickaxe	OMV 105	10
Blades for 70 Hz tamper	ACM 192	32
Blades for 50 Hz tamper	ACM 194	32
Blades for hand sawing	ACM 141	13 to 24
Bow hand saw	OMV 126	13
C		
Emergency fishplating "C" clamps	"C"	41
Call horn	AVS 3	48
Carbide bits holder for rail drilling machines type PRUL et PRH	ACM 147	23



Index of equipment

	Models	Pages
D		
Set of 4 D ansometers	MTV 209	43
Draught board	SSP 120	49
Hollow D rill bit for rail drilling machine type PR1	ACM 148	23
Drill bits for rail drilling	ACM 145	22
Hand operated ratchet D rill with rail clamp	MTV 127	42
F		
Fishbolt ratchet wrench	OMV 128	2
Fishplated rail joint adjusting device	MTV 129	39
G		
Flat G rinding wheel type 1	ACM 181	25
Recessed G rinding wheel (with countersunk nuts type 36)	ACM 184	25
Special G rindstone	ACM 186	26
Special G rindstone – grooved rail	ACM 187	26
Straight cup G rindstone type 6	ACM 183	25
Cup G rindstone type 9	ACM 185	26
Depressed centre G rindstone type 27 reinforced	ACM 182	25
H		
Sledge H ammer, double head	OMV 101	12
Hammer for driving keys	OMV 104	12
Hand operated coachscrewing machine SO	MTV 282	42
Curved ashwood H andle	OMV 172	8 to 9
Straight ashwood shovel H andle	OMV 171	9
Hickory H andle for sledge hammer or hammer for driving keys	OMV 174	12
J		
Hydraulic J ack for lifting and slewing	CH65	37
Screw mechanical J ack	CRV96	36



Index of equipment

	Models	Pages
L		
Emergency and work Lamp	SSP 125	49
M		
Mallet for C.W.R. destressing	OMV 164	12
Measuring shovel (two-blade)	MTV 265	43
Measured packing shovel (two-blade)	MTV 266	43
P		
Double Pickaxe	OMV 108	10
Pinch-bar	OMV 113	5
Pinch bar clamp	OMV	5
Straight ashwood Plough handle	OMV 173	8
Points locking bolt	EMB 285	44
R		
Rail carrying tongs	OMV 120	7
Rail chisel	OMV 102	12
Rail guide rollers	MTV 149	40
Rail pulling shoe	MTV 136	40
Rail lifting jacks with rising frame (Double gearing)	FM 85	36
Rail lifting jacks with rising frame (Simple gearing)	FM 63	36
Rail lifting jacks with rising rack bar	LG 59	36
Rail lifting levers	OMV 163	38
Rail puller for long rails	ATR-6 MC	39
Rail pulling roller	MTV 130	40
Universal Rail turner	OMV 119	6
Rail turning bar	OMV 115	5
Reducer sleeve for Morse tapered shank	ACM 152	22
Set of Rerailling ramps	EMB 320	44
S		
Saw machine blades	ACM 146	24
Sleeper adzing saw 2 handles	OMV 165	13
Hand operated Sleeper banding machine	FFT	42
Metal frame Sleeper saw	OMV 166	13
Signal flags	SSP 121	49



Index of equipment

	Models	Pages
S		
Sleeper carrying tong (For concrete sleepers)	OMV 121	7
Sleeper carrying tong (For wooden sleepers)	OMV 122	7
Slewing bars	OMV 112	5
Snow broom	OMV 123	13
Snow broom handle	OMV 179	13
Socket for coachscrewing & fishbolt fastening machines	ACM 150	16 to 17
Socket for fishbolt fastening machines	ACM 151	18
Socket T-wrench	OMV 116	2
Steel bands complete with fastening arrangement	MTV 137	42
Stop blocks with fixed shoe	EMB 301	44
Switch launching roller	MTV 131	40
Swivelling bar	OMV 114	5
T		
Mounted blades with tip for 70 Hz T amper	ACM 191	27 to 30
Mounted blades with tip for 50 Hz T amper	ACM 193	31
Tamping jack	AL74	37
Tamping pick (beater and laurel leaf)	OMV 106	10
Tamping pick (Beater and pick)	OMV 107	10
Tool case	MTV 288	42
Track gauge maintaining tie bar	MTV 283	41
Truncated reamer	ACM 143	21
Truncated hand reamer	ACM 142	19
Tips	ACM 195	33
W		
Wagon mover with pivoting handle	EMB 310	44
Wagon uncoupling bar	EMB 330	45
Single tone portable W arning device	AVS 1	48
Warning devices – case type	AVS 4	48
Dual tone W arning device, wheel-barrow mounted	AVS 2	48
Anti drift wooden W edge block with steel stiffener including orientable flag	EMB 309	45
Adjustable W rench	OMV 155	3
Single end fishbolt W rench	OMV 117	3



Index of models

Models	Pages	
ACM		
ACM 132	Augers machine: <i>Single flute</i>	20
ACM 133	<i>Double flute</i>	20
ACM 134	Reamed augers: <i>Single flute</i>	21
ACM 135	<i>Double flute</i>	21
ACM 138	Cylindrical hand auger: <i>Single flute</i>	19
ACM 139	<i>Double flute</i>	19
ACM 140	Reamed hand augers	19
ACM 141	Blade for rail hand sawing	13 to 24
ACM 142	Truncated hand reamer	19
ACM 143	Truncated reamer	21
ACM 145	Drill bits for rail drilling	22
ACM 146	Saw machine blades	24
ACM 147	Carbide bits holder for rail drilling machines type PRUL et PRH	23
ACM 148	Hollow drill bit for rail drilling machine type PR1	23
ACM 150	Socket for coachscrewing & fishbolt fastening machines	16 to 17
ACM 151	Sockets for fishbolt fastening machines	18
ACM 152	Reducer sleeve for Morse tapered shank	22
ACM 181	Flat grinding wheel type 1	25
ACM 182	Depressed centre grindstone type 27 reinforced	25
ACM 183	Straight cup grindstone type 6	25
ACM 184	Recessed grinding wheel with countersunk nuts type 36	25
ACM 185	Cup grindstone type 9	26
ACM 186	Special grindstone	26
ACM 187	Special grindstone – grooved rail	26
ACM 188	Abrasive wheel	26
ACM 190	Abrasive discs for rail cutting	26
ACM 191	Mounted blades with tip for 70 Hz tamper	27 to 30
ACM 192	Blades for 70 Hz tamper	32
ACM 193	Mounted blades with tip for 50 Hz tamper	31
ACM 194	Blades for 50 Hz tamper	32
ACM 195	Tips	33
ACM 196	Auxillary equipment for blades and tips	34



Index of models

Models		Pages
AL		
AL74	Tamping jack	37
ATR		
ATR-6 MC	Rail puller for long rails	39
AVS		
AVS 1	Single tone portable warning device	48
AVS 2	Dual tone warning device, wheel-barrow mounted	48
AVS 3	Call horn	48
AVS 4	Warning devices – case type	48
"C"		
"C"	Emergency fishplating "C" clamps	41
CH		
CH65	Hydraulic jack for lifting and slewing	37
CRV		
CRV96	Screw mechanical jack	36
EMB		
EMB 285	Points locking bolt	44
EMB 301	Stop blocks with fixed shoe	44
EMB 309	Anti drift wooden wedge block with steel stiffener including orientable flag	45
EMB 310	Wagon mover with pivoting handle	44
EMB 320	Set of rerailling ramps	44
EMB 330	Wagon uncoupling bar	45
FFT		
FFT	Hand operated sleeper banding machine	42
FM		
FM85	Rail lifting jacks with rising frame <i>Double gearing</i>	36
FM63	Rail lifting jacks with rising frame <i>Simple gearing</i>	36



Index of models

Models		Pages
LG		
LG59	Rail lifting jacks with rising rack bar	36
MTV		
MTV 127	Hand operated ratchet drill with rail clamp	42
MTV 129	Fishplated rail joint adjusting device	39
MTV 130	Rail pulling roller	40
MTV 131	Switch launching roller	40
MTV 136	Rail pulling shoe	40
MTV 137	Steel bands complete with fastening arrangement	42
MTV 149	Rail guide rollers	40
MTV 209	Set of 4 dansometers	43
MTV 265	Measuring shovel	43
MTV 266	Measured packing shovel	43
MTV 282	Hand operated coachscrewing machine SO	42
MTV 283	Track gauge maintaining tie bar	41
MTV 288	Tool case	42
OMV		
OMV	Pinch bar clamp	5
OMV 101	Sledge hammer, double head	12
OMV 102	Rail chisel	12
OMV 103	Adzing howels	11
OMV 104	Hammer for driving keys	12
OMV 105	Ballaster's pickaxe	10
OMV 106	Tamping pick beater and laurel leaf	10
OMV 107	Tamping pick beater and pick	10
OMV 108	Double pickaxe	10
OMV 109	Ballast shovel, swan neck type	9
OMV 110	Ballast shovel, rimmed type	9
OMV 111	Ballast fork with 9 prongs	8
OMV 112	Slewing bars	5
OMV 113	Pinch-bar	5
OMV 114	Swivelling bar	5



Index of models

Models		Pages
OMV		
OMV 115	Rail turning bar	5
OMV 116	Socket T-wrench	2
OMV 117	Single end fishbolt wrench	3
OMV 118	Ballast plough with 5 prongs	8
OMV 119	Rail turner "l'Universel"	6
OMV 120	Rail carrying tongs	9
OMV 121	Sleeper carrying tong (For concrete sleepers)	7
OMV 122	Sleeper carrying tong (For wooden sleepers)	7
OMV 123	Snow broom	13
OMV 124	Auger brace	4
OMV 126	Bow hand saw	13
OMV 128	Fishbolt ratchet wrench	2
OMV 155	Adjustable wrench	3
OMV 163	Rail lifting levers	38
OMV 164	Mallet for C.W.R. distressing	12
OMV 165	Sleeper adzing saw 2 handles	13
OMV 166	Metal frame sleeper saw	13
OMV 171	Straight ashwood shovel handle	9
OMV 172	Curved ashwood handle	8 to 9
OMV 173	Straight ashwood plough handle	8
OMV 174	Hickory handle for sledge hammer or hammer for driving keys	12
OMV 176	Ashwood adzing howel handle	11
OMV 177	Ashwood pickaxe handle	10
OMV 178	Auger handle	4
OMV 179	Snow broom handle	13
SSP		
SSP 120	Draught board	49
SSP 121	Signal flags	49
SSP 125	Emergency and work lamp	49

A series of horizontal dotted lines for writing notes, spanning the width of the page. A vertical orange line is positioned on the left side of the page, and a horizontal orange line is positioned above the dotted lines.

A series of horizontal dotted lines for writing notes, spanning the width of the page. A solid orange vertical line is on the left side, and a solid orange horizontal line is at the top, meeting the word "notes".



- Nous nous réservons le droit d'apporter toute modification aux caractéristiques du matériel ainsi qu'à sa mise en œuvre, son mode d'entretien et sa liste de pièces détachées.
- We reserve the right to make any alteration or improvement to the specification, operating and maintenance instructions as well as to the spare parts list.
- Copyright © GEISMAR 2015
- All rights reserved. Any reproduction, even partial, by whatever process, is forbidden without preliminary authorisation. Any xerographic printing, photostatic copy, or other, stands for an infringement liable to the penalties provided by the law for copyright protection.
- **Edition 11/2015** - Not contractual document.

www.geismar.com

SIÈGE / HEAD OFFICE

113 bis avenue Charles-de-Gaulle
92200 **NEUILLY-SUR-SEINE**, France

- Tél. : +33 (0)1 41 43 40 40 • Fax : +33 (0)1 46 40 71 70
- E-mail : geismar@geismar.com

USINES / FACTORIES

5 rue d'Altkirch
68006 **COLMAR** cedex, France

- Tél. : +33 (0)3 89 80 22 11 • Fax : +33 (0)3 89 79 78 45
- E-mail : colmar@geismar.com

